

6 100m Individual Medley Women Heat

Official

13NZR 13 Years New Zealand Short Course Record **1:05.08** 2022-07-29 Milan Glintmeyer
 Hamilton, N... Palmerston North Girls High Sc

14NZR 14 Years New Zealand Short Course Record **1:03.31** 2014-08-01 Gabrielle Fa'amausili
 UNIAK

N7D Open New Zealand Short Course **58.40** 2022-12-16 Helena Gasson






























Show more


































Entries Heats Summary





































Total

Rank	Competitor	Age	Club	RT	PTS	Result
1	Gasson Helena	29	Coast Swi...	0.63		59.53 Entry: 59.87 (-0.34) Q
	25m: 12.12	50m: 26.57 (14.45)	75m: 44.24 (17.67)			100m: 59.53 (15.29)
2	Pratt-Smith Zyleika	20	Coast Swi...	0.74		1:02.27 Entry: 1:02.00 (+0.27) Q
	25m: 12.84	50m: 28.64 (15.80)	75m: 46.47 (17.83)			100m: 1:02.27 (15.80)
3	Edwards (V) Georgia	15	Australia	0.75		1:02.47 Entry: 1:04.40 (-1.93) Q
	25m: 13.10	50m: 29.32 (16.22)	75m: 46.65 (17.33)			100m: 1:02.47 (15.82)
4	Oldsen (V) Ellysia	28	Australia	0.69		1:02.83 Entry: 1:01.74 (+1.09) Q
	25m: 12.56	50m: 28.56 (16.00)	75m: 47.57 (19.01)			100m: 1:02.83 (15.26)
5	Asiata Danielle	17	Howick Pak...	0.66		1:04.29 Entry: 1:03.89 (+0.40) Q
	25m: 13.38	50m: 29.66 (16.28)	75m: 48.64 (18.98)			100m: 1:04.29 (15.65)
6	Peters Chloe	16	Hamilton Aq...	0.66		1:04.40 Entry: 1:04.64 (-0.24) Q
	25m: 12.79	50m: 29.20 (16.41)	75m: 49.13 (19.93)			100m: 1:04.40 (15.27)
7	Wilson Sarah	21	Vikings Swi...	0.69		1:04.42 Entry: 1:03.83 (+0.59) Q
	25m: 13.08	50m: 29.59 (16.51)	75m: 48.35 (18.76)			100m: 1:04.42 (16.07)
8	Pressler (V) Kalyce	20	Australia	0.73		1:04.61 Entry: 1:02.47 (+2.14) Q
	25m: 13.38	50m: 29.90 (16.52)	75m: 48.62 (18.72)			100m: 1:04.61 (15.99)
9	Maritz Ania	16	North Shor...	0.70		1:04.79 Entry: 1:05.51 (-0.72) Q
	25m: 13.33	50m: 29.68 (16.35)	75m: 48.90 (19.22)			100m: 1:04.79 (15.89)
10	Lourey (V) Samantha	19	Australia	0.75		1:04.88 Entry: 1:04.51 (+0.37) Q
	25m: 13.23	50m: 29.76 (16.53)	75m: 49.71 (19.95)			100m: 1:04.88 (15.17)
11	Quayle Bridie	16	Wharenui S...	0.77		1:05.09 Entry: 1:04.54 (+0.55) Q
	25m: 13.72	50m: 29.79 (16.07)	75m: 49.37 (19.58)			100m: 1:05.09 (15.72)
12	Champion Alex	18	United Swi...	0.67		1:05.22 Entry: 1:04.46 (+0.76) Q
	25m: 13.30	50m: 29.65 (16.35)	75m: 49.23 (19.58)			100m: 1:05.22 (15.99)
13	Ecclestone Louise	17	United Swi...	0.70		1:05.59 Entry: 1:06.14 (-0.55) Q
	25m: 13.27	50m: 29.88 (16.61)	75m: 49.44 (19.56)			100m: 1:05.59 (16.15)
14	Paterson Esme	22	Neptune S...	0.71		1:05.64 Entry: 1:05.11 (+0.53) Q
	25m: 13.22	50m: 29.64 (16.42)	75m: 50.45 (20.81)			









100m: 1:05.64 (15.19)

15	 								1:05.67	
100m: 1:05.67 (15.87)										
16	 Yamagami Kiri	15	 Club 37	0.69	1:06.59	Entry: 1:06.52 (+0.07)	Q	25m: 13.55	50m: 30.14 (16.59)	75m: 50.72 (20.58)
100m: 1:06.59 (15.87)										
17	 Riley Ariella	16	 Hamilton Aq...	0.79	1:06.73	Entry: 1:08.14 (-1.41)	Q	25m: 14.07	50m: 30.96 (16.89)	75m: 51.16 (20.20)
100m: 1:06.73 (15.57)										
18	 Apps (V) Jemma	17	 Australia	0.73	1:06.77	Entry: 1:07.57 (-0.80)	Q	25m: 13.51	50m: 30.74 (17.23)	75m: 51.22 (20.48)
100m: 1:06.77 (15.55)										
19	 Hurley Kate	16	 Pirates Swi...	0.76	1:06.91	Entry: 1:06.26 (+0.65)	Q	25m: 14.39	50m: 32.87 (18.48)	75m: 51.26 (18.39)
100m: 1:06.91 (15.65)										
20	 McIntosh Alex	15	 United Swi...	0.66	1:07.08	Entry: 1:07.16 (-0.08)	Q	25m: 14.08	50m: 32.69 (18.61)	75m: 51.29 (18.60)
100m: 1:07.08 (15.79)										
21	 Winter Heidi	15	 Alexandra ...	0.72	1:07.14	Entry: 1:07.42 (-0.28)	Q	25m: 13.89	50m: 30.02 (16.13)	75m: 50.99 (20.97)
100m: 1:07.14 (16.15)										
22	 Lyles Jade	13	 Phoenix Aq...	0.70	1:07.15	Entry: 1:08.46 (-1.31)	Q	25m: 13.84	50m: 30.50 (16.66)	75m: 51.19 (20.69)
100m: 1:07.15 (15.96)										
23	 Lovell Nicola	15	 Blenheim S...	0.77	1:07.20	Entry: 1:07.57 (-0.37)	Q	25m: 14.30	50m: 31.28 (16.98)	75m: 51.09 (19.81)
100m: 1:07.20 (16.11)										
24	 Wang Hope	13	 Phoenix Aq...	0.75	1:07.21	Entry: 1:08.14 (-0.93)	Q	25m: 14.20	50m: 31.39 (17.19)	75m: 51.01 (19.62)
100m: 1:07.21 (16.20)										
25	 Davidson Abby	18	 United Swi...	0.78	1:07.29	Entry: 1:07.51 (-0.22)	Q	25m: 13.83	50m: 31.20 (17.37)	75m: 51.11 (19.91)
100m: 1:07.29 (16.18)										
26	 Sorenson Holly	14	 Porirua City...	0.74	1:07.36	Entry: 1:09.12 (-1.76)	Q	25m: 13.84	50m: 31.24 (17.40)	75m: 51.08 (19.84)
100m: 1:07.36 (16.28)										
27	 Zhou Karmen	15	 Porirua City...	0.66	1:07.50	Entry: 1:07.58 (-0.08)	Q	25m: 13.71	50m: 30.80 (17.09)	75m: 51.05 (20.25)
100m: 1:07.50 (16.45)										
28	 Palmer Luisa	14	 Wanaka Sw...	0.67	1:07.55	Entry: 1:09.90 (-2.35)	Q	25m: 13.79	50m: 30.51 (16.72)	75m: 51.11 (20.60)
100m: 1:07.55 (16.44)										
28	 Liu Arissa	14	 Phoenix Aq...	0.73	1:07.55	Entry: 1:08.78 (-1.23)	Q	25m: 13.57	50m: 29.34 (15.77)	75m: 50.98 (21.64)
100m: 1:07.55 (16.57)										
30	 Delunel (V) Clara	15	 New Caled...	0.67	1:07.56	Entry: 1:08.75 (-1.19)	Q	25m: 13.34	50m: 30.44 (17.10)	75m: 50.79 (20.35)
100m: 1:07.56 (16.77)										
31	 Franklin Paige	16	 Central Ha...	0.68	1:07.58	Entry: 1:06.89 (+0.69)	R1	25m: 13.97	50m: 31.40 (17.43)	75m: 50.80 (19.40)
100m: 1:07.58 (16.78)										
32	 Molnar Sophia	17	 Wharenui S...	0.74	1:07.67	Entry: 1:07.63 (+0.04)	R2			

	25m: 13.88 100m: 1:07.67 (16.36)	50m: 31.17 (17.29)	75m: 51.31 (20.14)		
33	 Morgan Stacey	18	 Triton Swim...	0.68	1:07.90 Entry: 1:07.64 (+0.26)
	25m: 13.24 100m: 1:07.90 (15.71)	50m: 30.26 (17.02)	75m: 52.19 (21.93)		
34	 Skidmore Evie	17	 Trojans Swi...	0.85	1:07.93 Entry: 1:08.19 (-0.26)
	25m: 13.68 100m: 1:07.93 (16.18)	50m: 31.27 (17.59)	75m: 51.75 (20.48)		
35	 Ah Scha (V) Lusia Laa	14	 New Caled...	0.72	1:08.01 Entry: 1:10.13 (-2.12)
	25m: 14.02 100m: 1:08.01 (16.35)	50m: 31.19 (17.17)	75m: 51.66 (20.47)		
36	 Lowry Lola	15	 Evolution A...	0.69	1:08.09 Entry: 1:07.02 (+1.07)
	25m: 13.60 100m: 1:08.09 (16.72)	50m: 30.19 (16.59)	75m: 51.37 (21.18)		
37	 Tongalea Mila	14	 United Swi...	0.64	1:08.16 Entry: 1:08.46 (-0.30)
	25m: 13.41 100m: 1:08.16 (16.17)	50m: 30.22 (16.81)	75m: 51.99 (21.77)		
38	 Tobin Mackenzie	13	 Parnell Swi...	0.72	1:08.35 Entry: 1:09.15 (-0.80)
	25m: 14.43 100m: 1:08.35 (16.18)	50m: 31.50 (17.07)	75m: 52.17 (20.67)		
39	 Lin Amber	13	 North Shor...	0.66	1:08.46 Entry: 1:13.45 (-4.99)
	25m: 14.06 100m: 1:08.46 (16.52)	50m: 31.19 (17.13)	75m: 51.94 (20.75)		
40	 McGrath Lily	14	 Neptune S...	0.71	1:08.52 Entry: 1:08.06 (+0.46)
	25m: 14.36 100m: 1:08.52 (16.56)	50m: 32.19 (17.83)	75m: 51.96 (19.77)		
41	 Winter Sophie	17	 Alexandra ...	0.71	1:08.53 Entry: 1:08.01 (+0.52)
	25m: 13.74 100m: 1:08.53 (16.86)	50m: 30.85 (17.11)	75m: 51.67 (20.82)		
42	 Seymour Madeline	16	 Nelson Sou...	0.68	1:08.62 Entry: 1:10.02 (-1.40)
	25m: 13.56 100m: 1:08.62 (16.55)	50m: 30.56 (17.00)	75m: 52.07 (21.51)		
43	 Baars Ashlee	16	 Vikings Swi...	0.72	1:08.70 Entry: 1:07.72 (+0.98)
	25m: 14.26 100m: 1:08.70 (16.98)	50m: 31.52 (17.26)	75m: 51.72 (20.20)		
44	 Laban (V) Mia	16	 Howick Pak...	0.75	1:08.85 Entry: 1:07.70 (+1.15)
	25m: 13.82 100m: 1:08.85 (16.55)	50m: 30.51 (16.69)	75m: 52.30 (21.79)		
44	 Hunt Isabelle	15	 Nga Tai Tu...	0.64	1:08.85 Entry: 1:09.48 (-0.63)
	25m: 13.74 100m: 1:08.85 (17.31)	50m: 30.61 (16.87)	75m: 51.54 (20.93)		
46	 Bell Millie	16	 North Cant...	0.75	1:09.03 Entry: 1:08.34 (+0.69)
	25m: 13.72 100m: 1:09.03 (16.19)	50m: 30.92 (17.20)	75m: 52.84 (21.92)		
47	 Huang Channelle	13	 North Shor...	0.80	1:09.11 Entry: 1:08.37 (+0.74)
	25m: 14.66 100m: 1:09.11 (17.10)	50m: 32.65 (17.99)	75m: 52.01 (19.36)		
48	 Vivian Olivia	13	 Wharenui S...	0.73	1:09.22 Entry: 1:09.43 (-0.21)
	25m: 14.48 100m: 1:09.22 (16.56)	50m: 32.42 (17.94)	75m: 52.66 (20.24)		
49	 Hanley Ella	15	 Tawa Swim...	0.71	1:09.33 Entry: 1:10.99 (-1.66)
	25m: 14.19 100m: 1:09.33 (17.34)	50m: 31.54 (17.35)	75m: 51.99 (20.45)		

50	 Pratt-Smith Zaniqua	16	 Mt Maunga...	0.73	1:09.34 Entry: 1:08.24 (+1.10)
	25m: 13.57 100m: 1:09.34 (17.35)	50m: 30.51 (16.94)	75m: 51.99 (21.48)		
51	 Smith Pene	16	 Aquagym S...	0.65	1:09.36 Entry: 1:09.72 (-0.36)
	25m: 13.72 100m: 1:09.36 (16.94)	50m: 30.56 (16.84)	75m: 52.42 (21.86)		
52	 Kim Lani	13	 North Shore...	0.70	1:09.48 Entry: 1:09.84 (-0.36)
	25m: 14.25 100m: 1:09.48 (16.47)	50m: 32.38 (18.13)	75m: 53.01 (20.63)		
53	 Harris Sofia	15	 Vikings Swi...	0.73	1:09.62 Entry: 1:08.01 (+1.61)
	25m: 14.30 100m: 1:09.62 (18.08)	50m: 31.40 (17.10)	75m: 51.54 (20.14)		
54	 Gwiazdzinski Meila	15	 Stratford Fl...	0.71	1:09.93 Entry: 1:11.18 (-1.25)
	25m: 14.31 100m: 1:09.93 (16.53)	50m: 32.73 (18.42)	75m: 53.40 (20.67)		
55	 Sisam Ruby	14	 Heretaunga...	0.67	1:09.94 Entry: 1:11.43 (-1.49)
	25m: 13.27 100m: 1:09.94 (17.22)	50m: 30.79 (17.52)	75m: 52.72 (21.93)		
56	 MacDowall Layla	16	 Vikings Swi...	0.77	1:10.16 Entry: 1:09.50 (+0.66)
	25m: 14.29 100m: 1:10.16 (17.23)	50m: 31.79 (17.50)	75m: 52.93 (21.14)		
57	 Hains Macy	15	 Club 37	0.76	1:10.22 Entry: 1:10.22
	25m: 14.06 100m: 1:10.22 (16.22)	50m: 32.46 (18.40)	75m: 54.00 (21.54)		
58	 Li Cynthia	15	 Phoenix Aq...	0.65	1:10.36 Entry: 1:10.72 (-0.36)
	25m: 14.01 100m: 1:10.36 (17.30)	50m: 32.52 (18.51)	75m: 53.06 (20.54)		
59	 Knight Kayla	15	 United Swi...	0.75	1:10.51 Entry: 1:10.27 (+0.24)
	25m: 14.67 100m: 1:10.51 (16.48)	50m: 32.06 (17.39)	75m: 54.03 (21.97)		
59	 Carter Violet	14	 Ice Breaker...	0.80	1:10.51 Entry: 1:10.41 (+0.10)
	25m: 14.58 100m: 1:10.51 (16.70)	50m: 32.52 (17.94)	75m: 53.81 (21.29)		
61	 Croft Amelia	16	 Manurewa ...	0.87	1:10.55 Entry: 1:09.42 (+1.13)
	25m: 14.87 100m: 1:10.55 (16.26)	50m: 32.85 (17.98)	75m: 54.29 (21.44)		
62	 Stewart Lola	13	 Enterprise ...	0.58	1:10.63 Entry: 1:12.18 (-1.55)
	25m: 14.29 100m: 1:10.63 (17.15)	50m: 33.41 (19.12)	75m: 53.48 (20.07)		
63	 Sasamoto Rio	16	 Enterprise ...	0.68	1:10.65 Entry: 1:10.01 (+0.64)
	25m: 14.48 100m: 1:10.65 (16.42)	50m: 32.01 (17.53)	75m: 54.23 (22.22)		
64	 Wilson Madeleine	14	 SwimZone ...	0.71	1:11.33 Entry: 1:11.87 (-0.54)
	25m: 13.96 100m: 1:11.33 (16.88)	50m: 32.07 (18.11)	75m: 54.45 (22.38)		
65	 Henshaw Jade	16	 Selwyn Swi...	0.75	1:11.49 Entry: 1:09.40 (+2.09)
	25m: 13.70 100m: 1:11.49 (18.10)	50m: 30.77 (17.07)	75m: 53.39 (22.62)		
65	 Lovatt Kiri	15	 Club 37	0.79	1:11.49 Entry: 1:10.73 (+0.76)
	25m: 14.80 100m: 1:11.49 (17.13)	50m: 34.47 (19.67)	75m: 54.36 (19.89)		
67	 Thompson Emily	15	 Ice Breaker...	0.72	1:11.66 Entry: 1:10.72 (+0.94)

	25m: 14.38 100m: 1:11.66 (17.66)	50m: 33.73 (19.35)	75m: 54.00 (20.27)		
68	 Wills Grace	14	 TBSS Cent...	0.82	1:11.71 Entry: 1:10.35 (+1.36)
	25m: 14.48 100m: 1:11.71 (18.46)	50m: 32.77 (18.29)	75m: 53.25 (20.48)		
69	 Smith Lily	14	 Kiwi West A...	0.69	1:11.76 Entry: 1:11.35 (+0.41)
	25m: 14.00 100m: 1:11.76 (17.11)	50m: 32.84 (18.84)	75m: 54.65 (21.81)		
70	 Gibson Colbie	15	 North Cant...	0.72	1:11.77 Entry: 1:10.81 (+0.96)
	25m: 14.53 100m: 1:11.77 (17.51)	50m: 32.84 (18.31)	75m: 54.26 (21.42)		
71	 Hooton Zoe	14	 Coast Swi...	0.64	1:11.84 Entry: 1:09.84 (+2.00)
	25m: 14.22 100m: 1:11.84 (17.78)	50m: 31.89 (17.67)	75m: 54.06 (22.17)		
72	 Jury Mackenzie	13	 Liz van Wel...	0.69	1:11.85 Entry: 1:10.71 (+1.14)
	25m: 14.95 100m: 1:11.85 (16.95)	50m: 33.56 (18.61)	75m: 54.90 (21.34)		
73	 Fisher Tandia	14	 Wharenihi S...	0.81	1:11.95 Entry: 1:11.42 (+0.53)
	25m: 14.11 100m: 1:11.95 (16.43)	50m: 32.79 (18.68)	75m: 55.52 (22.73)		
74	 Wellington Sophie	13	 Kiwi ASC	0.69	1:12.12 Entry: 1:14.32 (-2.20)
	25m: 14.50 100m: 1:12.12 (17.03)	50m: 32.15 (17.65)	75m: 55.09 (22.94)		
75	 Dunne Lily	13	 Wharenihi S...	0.72	1:12.54 Entry: 1:13.00 (-0.46)
	25m: 14.59 100m: 1:12.54 (17.26)	50m: 33.47 (18.88)	75m: 55.28 (21.81)		
76	 Alaifea lite	13	 Porirua City...	0.72	1:12.81 Entry: 1:12.20 (+0.61)
	25m: 15.16 100m: 1:12.81 (17.44)	50m: 34.28 (19.12)	75m: 55.37 (21.09)		
77	 Bell Sascha	16	 Bay of Islan...	0.85	1:12.90 Entry: 1:09.48 (+3.42)
	25m: 14.80 100m: 1:12.90 (16.67)	50m: 34.00 (19.20)	75m: 56.23 (22.23)		
78	 Metcalfe Evie	13	 Papamoa S...	0.69	1:13.08 Entry: 1:12.24 (+0.84)
	25m: 14.44 100m: 1:13.08 (18.40)	50m: 32.40 (17.96)	75m: 54.68 (22.28)		
79	 Morrison Sienna	14	 Kowhai Swi...	0.59	1:13.34 Entry: 1:11.13 (+2.21)
	25m: 14.79 100m: 1:13.34 (18.49)	50m: 33.69 (18.90)	75m: 54.85 (21.16)		
80	 McBride Olivia	15	 Kiwi ASC	0.68	1:13.52 Entry: 1:11.30 (+2.22)
	25m: 15.25 100m: 1:13.52 (18.06)	50m: 34.08 (18.83)	75m: 55.46 (21.38)		
81	 Ding Cloris	13	 United Swi...	0.72	1:13.73 Entry: 1:12.54 (+1.19)
	25m: 14.75 100m: 1:13.73 (17.58)	50m: 32.67 (17.92)	75m: 56.15 (23.48)		
82	 Zhou Camille	13	 Porirua City...	0.67	1:13.82 Entry: 1:13.69 (+0.13)
	25m: 14.35 100m: 1:13.82 (18.08)	50m: 32.47 (18.12)	75m: 55.74 (23.27)		
83	 Spalding Indie	13	 Porirua City...	0.76	1:14.09 Entry: 1:13.55 (+0.54)
	25m: 15.22 100m: 1:14.09 (17.60)	50m: 33.50 (18.28)	75m: 56.49 (22.99)		
84	 Salmons Alyssa	14	 Liz van Wel...	0.78	1:14.76 Entry: 1:11.78 (+2.98)
	25m: 15.17 100m: 1:14.76 (18.09)	50m: 34.84 (19.67)	75m: 56.67 (21.83)		

85	 Blakemore Holly	13	 Liz van Wel...	0.80	1:14.81 Entry: 1:13.62 (+1.19)
	25m: 15.76 100m: 1:14.81 (17.62)	50m: 34.11 (18.35)	75m: 57.19 (23.08)		
86	 McManus Vanzin	13	 Manurewa ...	0.75	1:15.63 Entry: 1:13.45 (+2.18)
	25m: 15.36 100m: 1:15.63 (17.67)	50m: 34.08 (18.72)	75m: 57.96 (23.88)		
87	 Whitehead Amber	13	 Aquabladz ...	0.88	1:15.94 Entry: 1:13.64 (+2.30)
	25m: 15.50 100m: 1:15.94 (18.95)	50m: 35.26 (19.76)	75m: 56.99 (21.73)		
-	 Menzies Laura	15	 Selwyn Swi...	0.75	DSQ